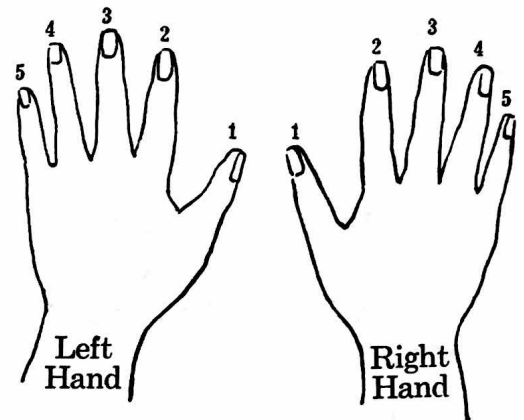


Place your hands on the keyboard accordingly.

Remember the keys and the corresponding notes.




1

Play and Sing

Play in two ways:

1. Counting, 2. Singing.

2



If two notes of the same pitch are connected by a curved line (TIE) you play the first note only and hold it for the time of both notes.

Let's Go

Now's the time to start to play, let's go.

And we'll make good progress as you know.

RESTS
are signs of silence.

Quarter Rest	Half Rest	Whole Rest
1 Count	2 Counts	4 Counts or a Whole measure.

Echo

(The left hand echoes the right.)

3

4.

Song of the Scouts

5 3 4 2 3 1 5

Hap - py, health - y scouts are we, Full of pep and en - er - gy.

5 1

2 4 3 1 2

When we march we sing and shout. That's what makes a hap - py scout.

1 5

5

Roundelay

(In this song the left hand plays one melody, the right hand another; a very important musical device.)

3 4

Roun - de - lay, roun - de - lay, turn a - round twice.

5 3 1 4 3 5

3

Three Blind Mice.

6

This melody like many others is based on the C major Chord or C major Triad consisting of C – E – G.

Right Hand on the March

MELODY

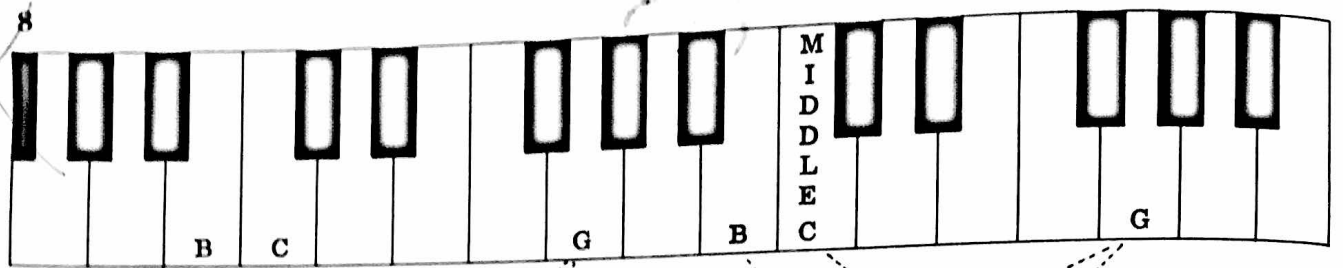
ACCOMPANIMENT

7

Left Hand on the March

ACCOMPANIMENT

MELODY



Sixth Fifth

Double Notes or Intervals.
(Strike two notes together.)


FIFTH: The two notes are five keys apart.
SIXTH: The two notes are six keys apart.

Fifths and Sixths (A Study)

Practice these Intervals carefully.
They will be used in the following selections.

Practice suggestion:
Play hands separately first.

9



This is a Waltz Tune (Right Hand)

1 4 2 5 3 2
This is a waltz tune to dance and to play.

1 4 2 5 3 4 2
This is a waltz tune to sing ev - ery day.

Fifth Sixth

10

This is a Waltz Tune (Left Hand)

Fifth Sixth
5 1 5 1
This is a waltz tune to dance and to play.

5 2 4 1 3 2 4
This is a waltz tune to sing ev - ery day.

March music must be played strongly and with good steady rhythm.

This is a slow March as it would be played in a Procession.
A fast and lively March will be found on page 24.



March 10.5

Slow

A musical score for a slow march in 4/4 time. The score is written on four systems of grand staves. The first system includes a 'Slow' tempo marking and fingerings (1, 3, 5, 4, 2) above the treble clef. The bass clef part has fingering '1 5' below the first two notes. The melody in the treble clef consists of quarter and half notes, while the bass clef part provides a steady accompaniment of quarter notes and rests. The score concludes with a double bar line at the end of the fourth system.

10.2

The Waltz has been the most popular of all dances for many generations. Waltzes are written in Three Quarter Time.



10.2

Waltz

Musical score for a waltz, consisting of four systems of two staves each (treble and bass clef). The time signature is 3/4. The melody is written in the treble clef, and the accompaniment is in the bass clef. The score includes various musical notations such as notes, rests, and a fermata.

12

In "Party Time" the Left hand plays the Melody, the Right hand an Accompaniment consisting of Fifths and Sixths.



Musical notation for the first system. The left hand (bass clef) plays a melody of eighth notes: G4, A4, B4, C5, B4, A4, G4. The right hand (treble clef) plays a accompaniment of chords: G4-B4, A4-C5, B4-G4, A4-C5. Fingering numbers 5, 1, 2, 4 are shown below the bass line notes.

Musical notation for the second system. The left hand (bass clef) plays a melody of eighth notes: G4, A4, B4, C5, B4, A4, G4. The right hand (treble clef) plays a accompaniment of chords: G4-B4, A4-C5, B4-G4, A4-C5. Fingering numbers 4, 1, 3, 5 are shown below the bass line notes.

Musical notation for the third system. The left hand (bass clef) plays a melody of eighth notes: G4, A4, B4, C5, B4, A4, G4. The right hand (treble clef) plays a accompaniment of chords: G4-B4, A4-C5, B4-G4, A4-C5.

Musical notation for the fourth system. The left hand (bass clef) plays a melody of eighth notes: G4, A4, B4, C5, B4, A4, G4. The right hand (treble clef) plays a accompaniment of chords: G4-B4, A4-C5, B4-G4, A4-C5. The system ends with a double bar line.